

Parasite control guide 2020

A comprehensive list of products for the control of internal and external parasites in cattle and sheep





Parasite control – getting it right

Choosing the right product and getting the most from it are key factors in ensuring optimum livestock performance for least cost and reducing the risk of anthelmintic resistance.

The aim of this booklet is to provide an accurate, easy-to-use reference guide on all available anti-parasitic products in their various chemical groups and summarising the parasites they have been licensed to control. Decisions on the choice of product should be discussed with your adviser, vet, Suitably Qualified Person (SQP) or Veterinary Pharmacologist (VP).

What type of wormer should be used?

Anthelmintics (wormers) are used to treat and prevent parasite infections – roundworm, tapeworm, lungworm and liver fluke. These products fall into the following groups:

1. (BZ) Benzimidazoles.
2. (LV) Levamisole (Imidazothiazoles).
3. (ML) Macrocyclic lactones, including avermectins and milbemycins.
4. (AD) Amino acetonitrile derivatives (Monepantel).
5. (SI) Spiroindoles (Derquantel available as a multi-active).

Anthelmintics belonging to these groups are active against the major species of gut roundworms and lungworms. Some will also have activity against liver fluke and tapeworms. ML (Group 3) injectables and pour-ons also have activity against some ectoparasites.

Other products are more specific in the parasites they will kill, i.e. narrow spectrum. Most anthelmintics in this category are active against liver fluke or ectoparasites.

Choosing the most appropriate product for the parasites likely, or known, to be present is vital. Targeting the right parasite will give predictable results and may mean retreatment is less likely to be needed. This may also

reduce unnecessary selection pressure for anthelmintic resistance.

Administering wormers (anthelmintics) effectively

When using any medicine or vaccine, it is important to read the product label and package insert to ensure you understand how it needs to be administered to the animal. If you do not understand anything or need further information, ask your veterinary surgeon or SQP.

- Choose the most appropriate product for the parasites likely, or known, to be present
- Store wormers in accordance with instructions, usually away from direct sunlight, avoiding extremes of temperature and keep in a fridge, if appropriate
- Always read the label before using all products, to check it is suitable for the livestock you want to treat and note any precautions for its use

Only use a product before its expiry date and check the product after first opening.

- Make sure the dosing equipment is compatible with the product you are using and check it is clean and measuring the correct volume
- Administer product according to the manufacturer's instructions, paying particular attention to specific methods for ear injections and intraruminal boluses
- Dose according to liveweight, as detailed in the manufacturer's instructions
- Record accurately all wormer products administered (batch number, amount and expiry date), animal identity, treatment dates and withdrawal periods
- Note withdrawal periods for milk and meat, and ensure they are adhered to. Be aware that withdrawal periods do not relate to the length of activity of a product (this will be shown elsewhere on the label)

- Do not mix different wormers together or with other products, as this can inactivate active ingredients

Before using any product, even if you have used it before, read the product information on the packaging and/or the leaflet inside the pack.



For more information, consult the 'data sheet' or the 'summary of product characteristics' (SPC), which contain additional details and any recent changes to specifications, such as withdrawal periods.

SPCs can be found on vmd.defra.gov.uk and data sheets can be found on noahcompendium.co.uk. Manufacturers can be contacted directly if these sources do not provide the information you are seeking.

For further information on treating dairy cows, contact AHDB Dairy at dairy.ahdb.org.uk or call 024 7669 2051.



cattleparasites.org.uk



scops.org.uk

Treatments for cattle parasite control – endoparasiticides



1-BZ Group 1: Benzimidazoles (BZ) (White)

PRODUCT	COMPANY NAME	CHEMICAL NAME	PARASITES CONTROLLED									USE	TRACE ELEMENTS	WITHDRAWAL PERIOD (MEAT)	MILK WITHHOLD
			Roundworm	Lungworm	Tapeworm	Liver fluke	Mites	Warbles	Lice	Hornflies	Eyeworm				
Albacert 2.5% SC	Downland	Albendazole	Yes	Yes	Yes	Yes (adult only)	No	No	No	No	No	Oral drench	Co, Se	14 days	60 hours
Albenil 2.5% oral suspension	Virbac	Albendazole	Yes	Yes	Yes	Yes (adult only)	No	No	No	No	No	Oral drench	Co, Se	14 days	60 hours
Albex 10% oral suspension	Chanelle Pharma	Albendazole	Yes	Yes	Yes	Yes (adult only)	No	No	No	No	No	Oral drench		14 days	60 hours
Albex 2.5% SC oral suspension	Chanelle Pharma	Albendazole	Yes	Yes	Yes	Yes (adult only)	No	No	No	No	No	Oral drench	Co, Se	14 days	60 hours
Autoworm Finisher	Zoetis	Oxfendazole	Yes	Yes	Yes	No	No	No	No	No	No	Pulse release bolus		6 months	X
Autoworm First Grazer	Zoetis	Oxfendazole	Yes	Yes	Yes	No	No	No	No	No	No	Pulse release bolus		8 months	X
Bovex 2.265%	Chanelle Pharma	Oxfendazole	Yes	Yes	Yes	No	No	No	No	No	No	Oral drench		19 days	84 hours
Endospec 2.5% SC	Bimeda	Albendazole	Yes	Yes	Yes	Yes (adult only)	No	No	No	No	No	Oral drench	Co, Se	14 days	60 hours
Endospec 10% SC	Bimeda	Albendazole	Yes	Yes	Yes	Yes (adult only)	No	No	No	No	No	Oral drench	Co, Se	14 days	60 hours
Ovidrench S & C 2.5% w/v oral suspension for cattle	United Farmers	Albendazole	Yes	Yes	Yes – <i>Moniezia</i> spp.	Yes (adult only)	No	No	No	No	No	Oral drench	Co, Se	14 days	60 hours
Ovidrench S & C 10% w/v oral drench for cattle	United Farmers	Albendazole	Yes	Yes	Yes – <i>Moniezia</i> spp.	Yes (adult only)	No	No	No	No	No	Oral drench	Co, Se	14 days	60 hours
Panacur bolus	MSD AH	Fenbendazole	Yes	Yes	No	No	No	No	No	No	No	Bolus		200 days	X
Panacur 10% oral suspension	MSD AH	Fenbendazole	Yes	Yes	Yes	No	No	No	No	No	No	Oral drench/in-feed		12 days	5 days
Tramazole 2.5% SC	Tulivin Labs	Albendazole	Yes	Yes	Yes	Yes (adult only)	No	No	No	No	No	Oral drench	Co, Se	14 days	60 hours
Tramazole 10% SC	Tulivin Labs	Albendazole	Yes	Yes	Yes	Yes (adult only)	No	No	No	No	No	Oral drench	Co, Se	14 days	60 hours
Zerofen 2.5%	Chanelle Pharma	Fenbendazole	Yes	Yes	No	No	No	No	No	No	No	Oral drench		14 days	132 hours
Zerofen 10%	Chanelle Pharma	Fenbendazole	Yes	Yes	No	No	No	No	No	No	No	Oral drench		14 days	132 hours

2-LV Group 2: Levamisole (LV) (Yellow)

PRODUCT	COMPANY NAME	CHEMICAL NAME	PARASITES CONTROLLED									USE	TRACE ELEMENTS	WITHDRAWAL PERIOD (MEAT)	MILK WITHHOLD
			Roundworm	Lungworm	Tapeworm	Fluke	Mites	Warbles	Lice	Hornflies	Eyeworm				
Chanaverm 7.5%	Chanelle Pharma	Levamisole	Yes	Yes	No	No	No	No	No	No	No	Oral drench		20 days	X
Levacide 7.5% solution for injection	Norbrook Labs	Levamisole	Yes	Yes	No	No	No	No	No	No	No	Injection SC		28 days	X
Levacide low volume 7.5%	Norbrook Labs	Levamisole	Yes	Yes	No	No	No	No	No	No	No	Oral drench		14 days	X
Levacide pour-on	Norbrook Labs	Levamisole	Yes	Yes	No	No	No	No	No	No	No	Pour-on		28 days	X
Levacur SC 3%	MSD AH	Levamisole	Yes	Yes	No	No	No	No	No	No	No	Oral drench	Co, Se	20 days	X

Check product labels for full and final details

X = not for use in cattle producing milk for human consumption

Cattle endoparasiticides and ectoparasiticides



Group 3: Macrocyclic Lactones (ML) (Clear)

PRODUCT	COMPANY NAME	CHEMICAL NAME	PARASITES CONTROLLED									USE	WITHDRAWAL PERIOD (MEAT)	MILK WITHHOLD
			Roundworm	Lungworm	Tapeworm	Liver fluke	Mites	Warbles	Lice	Hornflies	Eyeworm			
Animec 1% injection	Chanelle Pharma	Ivermectin	Yes	Yes	No	No	Yes	Yes	Yes	No	No	Injection SC	49 days	60* days
Animec pour-on 0.5%	Chanelle Pharma	Ivermectin	Yes	Yes	No	No	Yes	Yes	Yes	No	Yes	Pour-on	28 days	60* days
Bimectin injection	Bimeda	Ivermectin	Yes	Yes	No	No	Yes	Yes	Yes	No	Yes	Injection SC	49 days	X
Bimectin pour-on for cattle	Bimeda	Ivermectin	Yes	Yes	No	No	Yes	Yes	Yes	Yes	No	Pour-on	31 days	X
Cydectin 0.5% pour-on for cattle	Zoetis	Moxidectin	Yes	Yes	No	No	Yes	Yes	Yes	Yes	No	Pour-on	14 days	6 days
Cydectin 10% LA for cattle	Zoetis	Moxidectin	Yes	Yes	No	No	Yes	Yes	Yes	No	No	Ear injection	108 days	80* days
Dectomax 10 mg/ml solution for injection for cattle and sheep	Elanco AH	Doramectin	Yes	Yes	No	No	Yes	Yes	Yes	No	Yes	Injection SC	70 days	60* days
Dectomax pour-on	Elanco AH	Doramectin	Yes	Yes	No	No	Yes	Yes	Yes	Yes	Yes	Pour-on	35 days	60* days
Ecomectin 10 mg/ml solution for injection	ECO AH	Ivermectin	Yes	Yes	No	No	Yes	Yes	Yes	No	Yes	Injection SC	49 days	60* days
Ecomectin 5 mg/ml pour-on solution for cattle	ECO AH	Ivermectin	Yes	Yes	No	No	Yes	Yes	Yes	Yes	No	Pour-on	31 days	60* days
Epredis 20 mg/ml solution for injection for cattle	Ceva AH	Eprinomectin	Yes	Yes	No	No	Yes	Yes	Yes	Yes	No	Injection SC	63 days	Zero
EpriMole pour-on	Mole Valley	Eprinomectin	Yes	Yes	No	No	Yes	Yes	Yes	No	No	Pour-on	15 days	Zero
Eprinex pour-on	Boehringer Ingelheim	Eprinomectin	Yes	Yes	No	No	Yes	Yes	Yes	No	No	Pour-on	15 days	Zero
Eprinex multi 5 mg/ml pour-on for beef and dairy cattle, sheep and goats	Boehringer Ingelheim	Eprinomectin	Yes	Yes	No	No	Yes	Yes	Yes	Yes	No	Pour-on	15 days	Zero
EpriZero pour-on	Norbrook Labs	Eprinomectin	Yes	Yes	No	No	Yes	Yes	Yes	Yes	No	Pour-on	10 days	Zero
Epromec 5 mg/ml pour-on solution for beef and dairy cattle	Chanelle Pharma	Eprinomectin	Yes	Yes	No	No	Yes	Yes	Yes	Yes	No	Pour-on	15 days	Zero
Ivomec classic injection for cattle and sheep	Boehringer Ingelheim	Ivermectin	Yes	Yes	No	No	Yes	Yes	Yes	No	Yes	Injection SC	49 days	60* days
Ivomec classic pour-on for cattle	Boehringer Ingelheim	Ivermectin	Yes	Yes	No	No	Yes	Yes	Yes	Yes	Yes	Pour-on	15 days	60* days
Molemec injection for cattle	Mole Valley	Ivermectin	Yes	Yes	No	No	Yes	Yes	Yes	No	Yes	Injection SC	49 days	60* days
Molemec pour-on for cattle	Mole Valley	Ivermectin	Yes	Yes	No	No	Yes	Yes	Yes	Yes	Yes	Pour-on	15 days	60* days
Neopriniil 5 mg/ml pour-on solution for cattle	Virbac	Eprinomectin	Yes	Yes	No	No	Yes	Yes	Yes	Yes	No	Pour-on	15 days	Zero
Noromectin multi injection	Norbrook Labs	Ivermectin	Yes	Yes	No	No	Yes	Yes	Yes	No	Yes	Injection SC	49 days	60* days
Noromectin pour-on	Norbrook Labs	Ivermectin	Yes	Yes	No	No	Yes	Yes	Yes	No	Yes	Pour-on	28 days	60* days
Panomec injection for cattle, sheep and pigs	Boehringer Ingelheim	Ivermectin	Yes	Yes	No	No	Yes	Yes	Yes	No	Yes	Injection SC	49 days	60* days
Paramectin multi injection	Norbrook Labs	Ivermectin	Yes	Yes	No	No	Yes	Yes	Yes	No	Yes	Injection SC	49 days	60* days

***Not permitted for use in cattle producing milk for human consumption or industrial purposes, or in dry cows and pregnant heifers within stated days before calving (check specific details). X = not for use in cattle producing milk for human consumption.**

Check product labels for full and final details

Check the datasheets of individual products for mite species activity as it does vary.



PRODUCT	COMPANY NAME	CHEMICAL NAME	PARASITES CONTROLLED									USE	WITHDRAWAL PERIOD (MEAT)	MILK WITHHOLD
			Roundworm	Lungworm	Tapeworm	Liver fluke	Mites	Warbles	Lice	Hornflies	Eyeworm			
Paramectin pour-on	Norbrook Labs	Ivermectin	Yes	Yes	No	No	Yes	Yes	Yes	No	Yes	Pour-on	28 days	60* days
Premadex pour-on	Downland	Ivermectin	Yes	Yes	No	No	Yes	Yes	Yes	No	Yes	Pour-on	28 days	60* days
Robonex pour-on	Norbrook Labs	Eprinomectin	Yes	Yes	No	No	Yes	Yes	Yes	Yes	No	Pour-on	10 days	Zero
Taurador	Norbrook Labs	Doromectin	Yes	Yes	No	No	Yes	Yes	Yes	Yes	Yes	Pour-on	35 days	60* days
Virbamec injectable solution	Virbac	Ivermectin	Yes	Yes	No	No	Yes	Yes	Yes	No	Yes	Injection SC	49 days	60* days
Virbamec pour-on	Virbac	Ivermectin	Yes	Yes	No	No	Yes	Yes	Yes	Yes	No	Pour-on	28 days	60* days
Zermex 0.5% pour-on for cattle	Downland	Moxidectin	Yes	Yes	No	No	Yes	Yes	Yes	Yes	No	Pour-on	14 days	6 days
Zermex 100 mg/ml LA for cattle	Downland	Moxidectin	Yes	Yes	No	No	Yes	Yes	Yes	No	No	Ear injection	108 days	80* days

Combination products

PRODUCT	COMPANY NAME	CHEMICAL NAME	PARASITES CONTROLLED									USE	WITHDRAWAL PERIOD (MEAT)	MILK WITHHOLD
			Roundworm	Lungworm	Tapeworm	Liver fluke	Mites	Warbles	Lice	Hornflies	Eyeworm			
Animec super injection for cattle	Chanelle Pharma	Ivermectin Clorsulon	Yes	Yes	No	Yes (adult only)	Yes	Yes	Yes	No	Yes	Injection SC	66 days	60* days
Bimectin plus injection	Bimeda	Ivermectin Clorsulon	Yes	Yes	No	Yes (adult only)	Yes	Yes	Yes	No	Yes	Injection SC	66 days	60* days
Closamectin injection	Norbrook Labs	Ivermectin Closantel	Yes	Yes	No	Yes (adult and immature over 7 weeks)	Yes	Yes	Yes	No	Yes	Injection SC	49 days	X
Closamectin pour-on	Norbrook Labs	Ivermectin Closantel	Yes	Yes	No	Yes (adult and immature over 7 weeks)	Yes	Yes	Yes	No	Yes	Pour-on	58 days	X
Combindex cattle	Elanco AH	Levamisole Triclabendazole	Yes	Yes	No	Yes – all stages	No	No	No	No	No	Oral drench	56 days	X
Cydetin TriclaMox	Zoetis	Moxidectin Triclabendazole	Yes	Yes	No	Yes – immature and adult	No	No	Yes	No	No	Pour-on	143 days	X
Downland Fluke & Worm	Downland	Levamisole Oxyclozanide	Yes	Yes	No	Yes (adult only)	No	No	No	No	No	Oral drench	5 days	X
Ivomec super injection for cattle	Boehringer Ingelheim	Ivermectin Clorsulon	Yes	Yes	No	Yes (adult only)	Yes	Yes	Yes	No	Yes	Injection SC	66 days	60* days
Levafas Diamond	Norbrook Labs	Levamisole Oxyclozanide	Yes	Yes	No	Yes (adult only)	No	No	No	No	No	Oral drench	5 days	X
Molemec super injection	Mole Valley	Ivermectin Clorsulon	Yes	Yes	No	Yes (adult only)	Yes	Yes	Yes	No	Yes	Injection SC	66 days	60* days
Norofas	Downland	Ivermectin Closantel	Yes	Yes	No	Yes (adult and immature over 7 weeks)	Yes	Yes	Yes	No	Yes	Pour-on	58 days	X
Supremadex	Downland	Ivermectin Clorsulon	Yes	Yes	No	Yes (adult only)	Yes	Yes	Yes	No	Yes	Injection SC	66 days	60* days
Virbamec Super	Virbac	Ivermectin Clorsulon	Yes	Yes	No	Yes (adult only)	Yes	Yes	Yes	No	No	Injection SC	66 days	60* days

***Not permitted for use in cattle producing milk for human consumption or industrial purposes, or in dry cows and pregnant heifers within stated days before calving (check specific details). X = not for use in cattle producing milk for human consumption.**

Check product labels for full and final details

Check the datasheets of individual products for mite species activity as it does vary.



Flukicides

PRODUCT	COMPANY NAME	CHEMICAL NAME	PARASITES CONTROLLED									USE	WITHDRAWAL PERIOD (MEAT)	MILK WITHHOLD
			Roundworm	Lungworm	Tapeworm	Liver fluke	Mites	Warbles	Lice	Hornflies	Eyeworm			
Endofluke 10%	Bimeda	Triclabendazole	No	No	No	Yes – all stages	No	No	No	No	No	Oral drench	56 days	47* days
Fasinex 240	Elanco AH	Triclabendazole	No	No	No	Yes – all stages	No	No	No	No	No	Oral drench	52 days	50* days
Rumenil 34 mg/ml oral suspension for cattle	Chanelle Pharma	Oxyclozanide	No	No	Yes – <i>Moniezia</i> spp. segments only	Yes (adult only)	No	No	No	No	No	Oral drench	13 days	108 hours
Tribex 10% oral suspension for cattle	Chanelle Pharma	Triclabendazole	No	No	No	Yes – all stages	No	No	No	No	No	Oral drench	56 days	44.5* days
Triclcert 10%	Downland	Triclabendazole	No	No	No	Yes – all stages	No	No	No	No	No	Oral drench	56 days	44.5* days
Trodax 34% w/v solution for injection	Boehringer Ingelheim	Nitroxynil	No	No	No	Yes, late immature and adult & some roundworm spp. Incl. <i>Haemonchus contortus</i>	No	No	No	No	No	Injection SC	60 days	X
Zanil	MSD AH	Oxyclozanide	No	No	No	Yes (adult only)	No	No	No	No	No	Oral drench	13 days	108 hours

Ectoparasiticides – synthetic pyrethroids

PRODUCT	COMPANY NAME	CHEMICAL NAME	PARASITES CONTROLLED										USE	WITHDRAWAL PERIOD (MEAT)	MILK WITHHOLD
			Roundworm	Lungworm	Tapeworm	Liver fluke	Mites	Warbles	Lice	Flies	Hornflies	Eyeworm			
Butox Swish	MSD AH	Deltamethrin	No	No	No	No	No	No	Yes	Yes	Yes	No	Pour-on	20 days	Zero
Dectospot 10 mg/ml spot-on solution for cattle	Bimeda	Deltamethrin	No	No	No	No	No	No	Yes	Yes	Yes	No	Spot-on	17 days	Zero
Deltanil cattle and sheep	Virbac	Deltamethrin	No	No	No	No	No	No	Yes	Yes	Yes	No	Pour-on	17 days	Zero
Deltamole	Mole Valley	Deltamethrin	No	No	No	No	No	No	Yes	Yes	No	No	Pour-on	20 days	Zero
Dysect cattle pour-on	Zoetis	Alphacypermethrin	No	No	No	No	No	No	Yes	Yes	Yes	No	Pour-on	28 days	Zero
Electron fly tags	Zoetis	Cypermethrin	No	No	No	No	No	No	No	Yes	Yes	No	Ear tag	Zero	Zero
Flypor	Elanco AH	Permethrin	No	No	No	No	Yes	No	Yes	Yes	Yes	No	Pour-on	3 days	6 hours
Fly & lice spot-on insecticide	Zoetis	Deltamethrin	No	No	No	No	No	No	Yes	Yes	Yes	No	Spot-on	17 days	Zero
Flydown	Downland	Deltamethrin	No	No	No	No	No	No	Yes	Yes	Yes	No	Spot-on	17 days	Zero
Spotinor 10 mg/ml	Norbrook	Deltamethrin	No	No	No	No	No	No	Yes	Yes	Yes	No	Spot-on	17 days	Zero
Zermasect cattle	Downland	Alphacypermethrin	No	No	No	No	No	No	Yes	Yes	Yes	No	Pour-on	28 days	Zero

Ectoparasiticides – Miscellaneous

PRODUCT	COMPANY NAME	CHEMICAL NAME	PARASITES CONTROLLED										USE	WITHDRAWAL PERIOD (MEAT)
			Roundworm	Lungworm	Tapeworm	Fluke	Mites	Warbles	Lice	Flies	Hornflies	Eyeworm		
Horse & cattle fly repellent – liquid	Battle Hayward and Bower	Diethyltoluamide p-Menthane-3, 8-diol	No	No	No	No	No	No	No	Yes	No	No	Topical Lotion	Zero

*Not permitted for use in cattle producing milk for human consumption or industrial purposes, or in dry cows and pregnant heifers within stated days before calving (check specific details).

X = not for use in cattle producing milk for human consumption.

Check product labels for full and final details

Check the datasheets of individual products for mite species activity as it does vary.



Dosing cattle correctly

Whichever method of administration is selected, it is important to read the manufacturer's instructions carefully. Particular attention should be paid to:

- Class of stock for which the drug is recommended and any limitations regarding use
- Dose rate and any recommended increases to deal with different parasite species or developmental stages
- Meat withholding period before slaughter
- Body weight assessment to avoid underdosing
- Dose according to individual liveweight, using scales or a weigh band. For a group of well-matched cattle, it's acceptable to weigh a sample of animals and treat the group accordingly
- Correct storage of wormers, i.e. away from direct sunlight, avoiding extremes of temperature. Check the use-by date and once open, use within the time shown on the packaging. Some products need to be shaken well before use
- Ensure that the equipment is appropriate for the product and is calibrated to deliver the dose accurately. After use, rinse, clean and then dry the equipment before storage

Pour-ons

These should be applied along the length of the flattest part of the animal's back, from the withers to the tail head.

In general, animals should not be treated when the hair is wet or if rain is anticipated within two hours of treatment. However, some products are waterproof and can be used on wet animals. Areas of damaged skin should be avoided, as should areas contaminated with mud or manure.

Injectables

Injectables should be given according to the manufacturer's instructions at the recommended injection site.

- Always use a clean, sterile syringe and needle. If using a multiple injection gun, ensure the needle is disinfected between injections, e.g. with an automatic sterilisation system
- If the site to be injected is dirty, clean the skin and swab with an alcohol-impregnated wipe or cotton wool
- Before injecting, check the expiry date and read the instructions of the product to be used. Some products need to be shaken before use
- Use the correct-sized needle according to the size of the animal and site of injection
- Ensure the animal is adequately restrained before attempting the injection

- For subcutaneous injections, raise a fold of skin at the injection site (mainly neck but some are ear) recommended by the product manufacturer and inject carefully into the space created

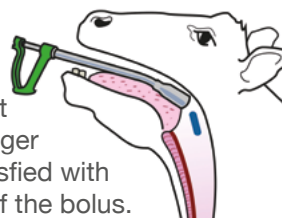


- If a large dose is to be delivered, it may be advisable to split the dose between two injection sites. After the injection, briefly massage the site to improve the dispersal of the injected material
- Dispose of the needle and syringe in appropriate clinical waste and sharps containers

Boluses

These types of wormers are administered orally using product-specific equipment.

Closely follow the manufacturer's instructions to ensure that the boluses are delivered over the back of the tongue, so they can be swallowed. Avoid any excess force, as this can cause damage to the throat and do not depress the plunger until you are satisfied with the positioning of the bolus.



It is important that the animal stays as calm as possible and can swallow. This is normally achieved by keeping the head and neck in a straight line. It is very difficult to successfully and safely complete administration if the neck is twisted and the animal is fighting you.

Oral drenches

Oral drenching guns are designed to deliver the treatment towards the back of the mouth over the tongue, so the entire dose is swallowed at once to optimise efficacy.

- Make sure animals are properly restrained, with their head held up
- Slide the nozzle of the dosing gun in the side of the mouth and over the tongue so that the entire dose is swallowed immediately
- Drenching equipment must be correctly calibrated and in good working order
- Calibrate the gun using the product just before treatment starts by delivering two or more doses into a graduated measuring cylinder

Faulty equipment, or attempting to dose too quickly, may mean that the barrel of the gun does not fill properly or that the liquid is full of bubbles.

Storage

Wormers should be stored securely, away from direct sunlight at 4–25°C. Check the 'use by' date and once open, use within the time shown on the packaging. Shake white (BZ) products well before use.

The product may be compromised by incorrect storage.



What type of anthelmintic should be used?

Parasite	Treatment advice	Product notes
Gutworms e.g. <i>Ostertagia</i> <i>Cooperia</i>	Worming is essential to break the life cycle of gutworms where cattle are grazing infected pastures. Treatments should aim to limit disease and minimise pasture contamination. At housing of first- and probably second-year grazing animals, it is important to choose cattle anthelmintics (commonly known as wormers) that are effective against inhibited fourth stage <i>Ostertagia ostertagi</i> larvae that can cause Type II ostertagiasis (resulting from the emergence of thousands of inhibited larvae, from the wall of the fourth stomach) – a serious, potentially fatal disease known as winter scour.	Macrocyclic lactone (ML) products are active against inhibited larvae. Benzimidazoles may also be used, but their efficacy against inhibited larvae can be unpredictable. Levamisole is ineffective against larval <i>O. ostertagi</i> .
Lungworm	Lungworm infection (husk) usually occurs in youngstock during the second half of the grazing season. Without good lungworm control, cattle may be more susceptible to pneumonia after housing. Routine vaccination should be considered for calves born into herds with an identified lungworm problem or when there is a previous history of lungworm on the farm. Anthelmintics can be used strategically in first-year grazing cattle to prevent build-up of larvae on pasture over the grazing season.	If considering using a lungworm vaccine, take veterinary advice to ensure correct use. Care is required to avoid using wormers for a number of weeks before and after vaccine administration.
Liver fluke	Treatment for fluke should take account of the particular risk, time of year and the stage of development of the fluke. This should be discussed with your adviser. If rumen fluke are suspected, discuss options with your vet, as treatment is not always required, few products are effective and the dose rate may need to be adjusted.	Different products will kill different ages of fluke so product selection is important. There have been reports of triclabendazole resistance so, where appropriate, other products should be used.
Ectoparasites e.g. lice, mange, ticks, flies	Spread of lice and mange is by close contact and occurs most frequently during the winter months when cattle are housed. Low levels of ectoparasite infection can be tolerated. Where heavy infestations occur, all in-contact cattle should be treated.	Ectoparasites can be controlled with synthetic pyrethroid products or MLs (ivermectins and milbemycins). The range of ectoparasites controlled differs among formulations so it is important to read the label for each product before use and get appropriate advice.

Products that combine a wormer and flukicide can seem like an attractive option for broad-spectrum control with a single administration. It is recommended that they are used, if the following apply:

- Cattle require treatment for both worms and fluke
- The wormer is effective against the stages of the target worms present and the value of any persistent activity is assessed
- The flukicide has the appropriate activity for the stages of liver fluke likely to be present

Consult your vet, or SQP for more detailed advice, to ensure you choose the right product and administer it in the right way.

Treatments for sheep parasite control – endoparasiticides



1-BZ Group 1: Benzimidazoles (BZ) (White)

PRODUCT	COMPANY NAME	CHEMICAL NAME	PARASITES CONTROLLED						USE	TRACE ELEMENTS	WITHDRAWAL PERIOD (MEAT)	WITHDRAWAL PERIOD (MILK)
			Roundworm	Lungworm	Tapeworm	Liver fluke	Nasal bots	Sheep scab				
Albacert	Downland	Albendazole	Yes	Yes	Yes	Yes (adult only)	No	No	Oral drench	Co, Se	5 days	X
Albenil 2.5% SC	Virbac	Albendazole	Yes	Yes	Yes	Yes (adult only)	No	No	Oral drench	Co, Se	5 days	X
Albex 2.5% SC	Chanelle Pharma	Albendazole	Yes	Yes	Yes	Yes (adult only)	No	No	Oral drench	Co, Se	5 days	X
Albex 10%	Chanelle Pharma	Albendazole	Yes	Yes	Yes	Yes (adult only)	No	No	Oral drench		5 days	X
Benzimole	Mole Valley	Albendazole	Yes	Yes	Yes	Yes (adult only)	No	No	Oral drench	Co, Se	5 days	X
Bovex 2.265%	Chanelle Pharma	Oxfendazole	Yes	Yes	Yes	No	No	No	Oral drench		24 days	X
Endospec SC 2.5%	Bimeda	Albendazole	Yes	Yes	Yes	Yes (adult only)	No	No	Oral drench	Co, Se	4 days	X
Endospec 10% SC	Bimeda	Albendazole	Yes	Yes	Yes	Yes (adult only)	No	No	Oral drench	Co, Se	4 days	X
Ovidrench S & C 2.5% w/v oral suspension	United Farmers	Albendazole	Yes	Yes	Yes – <i>Moniezia</i> spp.	Yes (adult only)	No	No	Oral drench	Co, Se	4 days	X
Ovidrench S & C 10% w/v oral suspension	United Farmers	Albendazole	Yes	Yes	Yes – <i>Moniezia</i> spp.	Yes (adult only)	No	No	Oral drench	Co, Se	4 days	X
Panacur 10% oral suspension	MSD AH	Fenbendazole	Yes	Yes	Yes	No	No	No	Oral drench		15 days	7 days
Parafend 2.265%	Norbrook Labs	Oxfendazole	Yes	Yes	Yes	No	No	No	Oral drench		10 days	X
Rycoben SC 2.5% oral suspension	Elanco AH	Ricobendazole	Yes	Yes	Yes	Yes (adult only)	No	No	Oral drench	Co, Se	3 days	X
Tramazole 2.5% SC	Tulivin Labs	Albendazole	Yes	Yes	Yes	Yes (adult only)	No	No	Oral drench	Co, Se	4 days	X
Tramazole 10% SC	Tulivin Labs	Albendazole	Yes	Yes	Yes	Yes (adult only)	No	No	Oral drench	Co, Se	4 days	X
Zerofen 2.5%	Chanelle Pharma	Fenbendazole	Yes	Yes	Yes	No	No	No	Oral drench		21 days	X
Zerofen 10%	Chanelle Pharma	Fenbendazole	Yes	Yes	Yes	No	No	No	Oral drench		21 days	X

2-LV Group 2: Levamisole (LV) (Yellow)

PRODUCT	COMPANY NAME	CHEMICAL NAME	PARASITES CONTROLLED						USE	TRACE ELEMENTS	WITHDRAWAL PERIOD (MEAT)	WITHDRAWAL PERIOD (MILK)
			Roundworm	Lungworm	Tapeworm	Liver fluke	Nasal bots	Sheep scab				
Chanaverm	Chanelle Pharma	Levamisole	Yes	Yes	No	No	No	No	Oral Drench		20 days	X
Levacide 7.5% solution for injection	Norbrook Labs	Levamisole	Yes	Yes	No	No	No	No	Injection SC		15 days	X
Levacide low volume	Norbrook Labs	Levamisole	Yes	Yes	No	No	No	No	Oral Drench		21 days	X
Levacur SC 3%	MSD AH	Levamisole	Yes	Yes	No	No	No	No	Oral Drench	Co, Se	20 days	X
Levamole	Mole Valley	Levamisole	Yes	Yes	No	No	No	No	Oral Drench		20 days	X

X = Do not use in milk producing sheep

Check product labels for full and final details

Treatments for sheep parasite control – endoparasiticides



3-ML Group 3: Macrocyclic Lactones (ML) (Clear)

PRODUCT	COMPANY NAME	CHEMICAL NAME	PARASITES CONTROLLED						USE	WITHDRAWAL PERIOD (MEAT)	WITHDRAWAL PERIOD (MILK)
			Roundworm	Lungworm	Tapeworm	Liver fluke	Nasal bots	Sheep scab			
Animec oral for sheep	Chanelle Pharma	Ivermectin	Yes	Yes	No	No	Yes	No	Oral drench	10 days	X
Bimectin	Bimeda	Ivermectin	Yes	Yes	No	No	Yes	No	Injection SC	42 days	X
Cydectin 0.1% oral	Zoetis	Moxidectin	Yes	Yes	No	No	No	No	Oral drench	14 days	120 hours
Cydectin 1% injection	Zoetis	Moxidectin	Yes	Yes	No	No	Yes	Yes	Injection SC	70 days	X
Cydectin 20 mg/ml LA injection	Zoetis	Moxidectin	Yes	Yes	No	No	Yes	Yes	Injection SC	104 days	X
Dectomax 10 mg/ml solution for injection	Elanco AH	Doramectin	Yes	Yes	No	No	Yes	Yes	Injection I/M	70 days	X
Depidex	Elanco AH	Ivermectin	Yes	Yes	No	No	Yes	No	Oral drench	14 days	X
Ecomectin 10 mg/ml solution for injection	ECO AH	Ivermectin	Yes	Yes	No	No	Yes	Yes	Injection SC	42 days	X
Eprinex Multi 5 mg/ml pour-on for beef and dairy cattle, sheep and goats	Boehringer Ingelheim	Eprinomectin	Yes	Yes	No	No	No	No	Pour-on	2 days	Zero
Ivomec Classic injection for cattle and sheep	Boehringer Ingelheim	Ivermectin	Yes	Yes	No	No	Yes	Yes	Injection SC	37 days	X
Molemec drench for sheep	Mole Valley	Ivermectin	Yes	Yes	No	No	Yes	No	Oral drench	6 days	X
Molemec injection for cattle and sheep	Mole Valley	Ivermectin	Yes	Yes	No	No	Yes	Yes	Injection SC	37 days	X
Moxodex Oral	Zoetis	Moxidectin	Yes	Yes	No	No	No	No	Oral drench	14 days	120 hours
Noromectin drench	Norbrook Labs	Ivermectin	Yes	Yes	No	No	Yes	No	Oral drench	14 days	X
Noromectin multi injection	Norbrook Labs	Ivermectin	Yes	Yes	No	No	Yes	Yes	Injection SC	42 days	X
Oramec drench	Boehringer Ingelheim	Ivermectin	Yes	Yes	No	No	Yes	No	Oral drench	6 days	X
Panomec injection for cattle, sheep and pigs	Boehringer Ingelheim	Ivermectin	Yes	Yes	No	No	Yes	Yes	Injection SC	37 days	X
Paramectin multi injection	Norbrook Labs	Ivermectin	Yes	Yes	No	No	Yes	Yes	Injection SC	42 days	X
Paramectin drench	Norbrook Labs	Ivermectin	Yes	Yes	No	No	Yes	No	Oral drench	14 days	X
Premadex 1% injection	Downland	Ivermectin	Yes	Yes	No	No	Yes	Yes	Injection SC	42 days	X
Premadex drench	Downland	Ivermectin	Yes	Yes	No	No	Yes	No	Oral drench	10 days	X
Zermex drench	Downland	Moxidectin	Yes	Yes	No	No	No	No	Oral drench	14 days	120 hours
Zermex 1% injection	Downland	Moxidectin	Yes	Yes	No	No	Yes	Yes	Injection SC	70 days	X
Zermex 20 mg/ml LA for injection	Downland	Moxidectin	Yes	Yes	No	No	Yes	Yes	Injection SC	104 days	X

I/M = intramuscular, SC = subcutaneous

X = Do not use in milk producing sheep

Check product labels for full and final details

For the treatment of sheep scab, two injections may be required.

Treatments for sheep parasite control – endoparasiticides



4-AD Group 4: Amino Acetonitrile Derivatives (AD) (Orange)

PRODUCT	COMPANY NAME	CHEMICAL NAME	PARASITES CONTROLLED						USE	WITHDRAWAL PERIOD (MEAT)
			Roundworm	Lungworm	Tapeworm	Liver fluke	Nasal bots	Sheep scab		
Zolvix	Elanco AH	Monepantel	Yes	No	No	No	No	No	Oral drench	7 days

5-SI Group 5: Spiroindoles (SI) available as a Multi-active (Purple)

PRODUCT	COMPANY NAME	CHEMICAL NAME	PARASITES CONTROLLED						USE	WITHDRAWAL PERIOD (MEAT)
			Roundworm	Lungworm	Tapeworm	Liver fluke	Nasal bots	Sheep scab		
Startect dual active	Zoetis	Derquantel Abamectin	Yes	Yes	No	No	No	No	Oral drench	14 days

Combination Products

PRODUCT	COMPANY NAME	CHEMICAL NAME	PARASITES CONTROLLED						USE	WITHDRAWAL PERIOD (MEAT)
			Roundworm	Lungworm	Tapeworm	Liver fluke	Nasal bots	Sheep scab		
Closamectin injection	Norbrook Labs	Ivermectin Closantel	Yes	Yes	No	Yes (adult and immature over 7 weeks)	Yes	Yes	Injection SC	28 days
Clover solution for injection	Norbrook Labs	Ivermectin Closantel	Yes	Yes	No	Yes – including 7 weeks immature	Yes	Yes	Injection SC	28 days
Combimax sheep	Elanco AH	Levamisole Triclabendazole	Yes	Yes	No	Yes – including immature fluke from 2 days of age	No	No	Oral drench	56 days
Cydetin TriclaMox	Zoetis	Moxidectin Triclabendazole	Yes	Yes	No	Yes – including early immature fluke	No	No	Oral drench	31 days
Downland Fluke & Worm	Downland	Levamisole Oxytoclozanide	Yes	Yes	No	Yes (adults only)	No	No	Oral drench	5 days
Fasimec Duo	Elanco AH	Ivermectin Triclabendazole	Yes	Yes	No	Yes – including immature fluke from under 1 week of age	Yes	No	Oral drench	27 days
Levafas Diamond	Norbrook Labs	Levamisole Oxytoclozanide	Yes	Yes	No	Yes (adults only)	No	No	Oral drench	5 days
Supaverm oral suspension	Elanco AH	Mebendazole Closantel	Yes	Yes	Yes	Yes (including immature fluke over 5 weeks of age)	No	No	Oral drench	65 days

I/M = intramuscular, SC = subcutaneous

Note: Lice – endectocides do not cover biting (chewing) lice which are the species of importance in the UK

None of the products listed on this page are licensed for sheep producing milk for human consumption.

[Check product labels for full and final details](#)

Products to control sheep scab require a second injection of an ivermectin seven days later



Narrow spectrum

PRODUCT	COMPANY NAME	CHEMICAL NAME	PARASITES CONTROLLED							USE	WITHDRAWAL PERIOD (MEAT)
			Roundworm	Lungworm	Tapeworm	Liver fluke	Mange mites	Nasal bots	Sheep scab		
Endofluke 10%	Bimeda	Triclabendazole	No	No	No	Yes – including immature fluke	No	No	No	Oral	56 days
Fasinex 5%	Elanco AH	Triclabendazole	No	No	No	Yes – including immature fluke from 2 days of age	No	No	No	Oral	56 days
Flukiver 5% w/v oral suspension	Elanco AH	Closantel	No	No	No	Yes – including immature fluke over 5 weeks of age <i>Haemonchus Contortus</i> *	No	Yes	No	Oral	42 days
Solantel	Norbrook	Closantel	No	No	No	Yes – including immature fluke over 5 weeks of age. <i>Haemonchus Contortus</i> *	No	Yes	No	Oral	42 days
Tribex 5%	Chanelle Pharma	Triclabendazole	No	No	No	Yes – including immature fluke	No	No	No	Oral	56 days
Triclacert 5%	Downland	Triclabendazole	No	No	No	Yes – including immature fluke	No	No	No	Oral	56 days
Triclafas drench	Norbrook Labs	Triclabendazole	No	No	No	Yes – including immature fluke from 2 days of age	No	No	No	Oral	56 days
Trodax 34% w/v solution for injection	Boehringer Ingelheim	Nitroxylin	No	No	No	Yes – including immature fluke <i>Haemonchus Contortus</i> *	No	No	No	Injection SC	49 days
Zanil	MSD AH	Oxyclozanide	No	No	No	Yes (adult only)	No	No	No	Oral	14 days

* Barbers Pole Worm

Injectables for sheep scab

PRODUCT	COMPANY NAME	CHEMICAL NAME	SHEEP SCAB	NASAL BOTS	WITHDRAWAL PERIOD (MEAT)	MOVE TO CLEAN PASTURE
Closamectin injection	Norbrook Labs	Ivermectin Closantel	Inject Ivermectin only 7 days later	Yes	28 days	Yes
Cydetin 1%	Zoetis	Moxidectin	28 days persistent activity for protection. Two injections 10 days apart to treat existing scab	Yes	70 days	No
Cydetin 20mg/ml LA injection	Zoetis	Moxidectin	60 days persistent activity for protection. One injection to treat existing scab	Yes	104 days	No
Dectomax 10 mg/ml solution for injection for cattle and sheep	Elanco AH	Doramectin	One injection	Yes	70 days	Yes
Ecomectin 10 mg/ml solution for injection	ECO AH	Ivermectin	Two injections 7 days apart	Yes	42 days	Yes
Ivomec Classic injection for cattle and sheep	Boehringer Ingelheim	Ivermectin	Two injections 7 days apart	Yes	37 days	Yes
Molemec injection	Mole Valley	Ivermectin	Two injections 7 days apart	Yes	37 days	Yes
Noromectin multi injection	Norbrook Labs	Ivermectin	Two injections 7 days apart	Yes	42 days	Yes
Panomec injection for cattle, sheep and pigs	Boehringer Ingelheim	Ivermectin	Two injections 7 days apart	Yes	37 days	Yes
Paramectin multi injection	Norbrook Labs	Ivermectin	Two injections 7 days apart	Yes	42 days	Yes
Premadex 1% injection	Downland	Ivermectin	Two injections 7 days apart	Yes	42 days	Yes
Zermex 1% injection	Downland	Moxidectin	28 days persistent activity for protection. Two injections 10 days apart to treat existing scab	Yes	70 days	No
Zermex 20 mg/ml LA for injection	Downland	Moxidectin	60 days persistent activity for protection. One injection to treat	Yes	104 days	No

None of the products listed on this page are licensed for sheep producing milk for human consumption.

Check product labels for full and final details



Plunge dips

PRODUCT	COMPANY NAME	CHEMICAL NAME	BLOWFLY	SHEEP SCAB	LICE	TICKS	WITHDRAWAL PERIOD (MEAT)
Osmonds Gold Fleece Dip	Bimeda	Diazinon	8 weeks protection	Up to 4 weeks protection	Yes	3–6 weeks protection	49 days
Paracide 62	Animax Ltd	Diazinon	8 weeks protection	Up to 4 weeks protection	Yes	3–6 weeks protection	70 days

Pour-ons

PRODUCT	COMPANY NAME	CHEMICAL NAME	BLOWFLY	LICE	TICKS	WITHDRAWAL PERIOD (MEAT)
CLiK	Elanco AH	Dicyclanil (IGR)	16 weeks P	No	No	40 days
CLiK EXTRA	Elanco AH	Dicyclanil (IGR)	19 weeks P	No	No	40 days
CLiKZiN	Elanco AH	Dicyclanil (IGR)	8 weeks P	No	No	7 days
Crovet	Elanco AH	Cypermethrin	6–8 weeks P+T	Kills existing lice	Up to 10 weeks	8 days
Ectofly 12.5 mg/ml	Bimeda	Cypermethrin	6–8 weeks P+T	Kills existing lice	Yes	8 days
Dectospot 10 mg/ml	Bimeda	Deltamethrin	Treats established strike only	4–6 week reduction in incidence	Up to 6 weeks	35 days
Deltanil cattle and sheep	Virbac	Deltamethrin	Treats established strike only	4–6 week reduction in incidence	6 weeks	35 days
Dysect	Zoetis	Alphacypermethrin	8–10 weeks P+T	Kills existing lice	8–12 weeks	49 days
Fly & lice spot-on	Zoetis	Deltamethrin	Treats established strike only	4–6 week reduction in incidence	Up to 6 weeks	35 days
Flydown	Downland	Deltamethrin	Treats established strike only	4–6 week reduction in incidence	Up to 6 weeks	35 days
Fly Off	United Farmers	Cypermethrin	6–8 weeks P+T	Kills existing lice	Up to 10 weeks	8 days
Spotinor 10 mg/ml	Norbrook	Deltamethrin	Treats established strike only	4–6 week reduction in incidence	Up to 6 weeks	35 days
MoleEcto	Mole Valley	Cypermethrin	6–8 weeks P+T	Kills existing lice	Up to 10 weeks	8 days
Vectocert 1.25%	Downland	Cypermethrin	6–8 weeks P+T	Kills existing lice	Yes	8 days
Vetrazin	Elanco AH	Cyromazine (IGR)	10 weeks	No	No	28 days
Zermasect sheep	Downland	Alphacypermethrin	8–10 weeks P+T	Kills existing lice	8–12 weeks	49 days

P = Prevention, T = Treatment

None of the products listed on this page are licensed for sheep producing milk for human consumption.

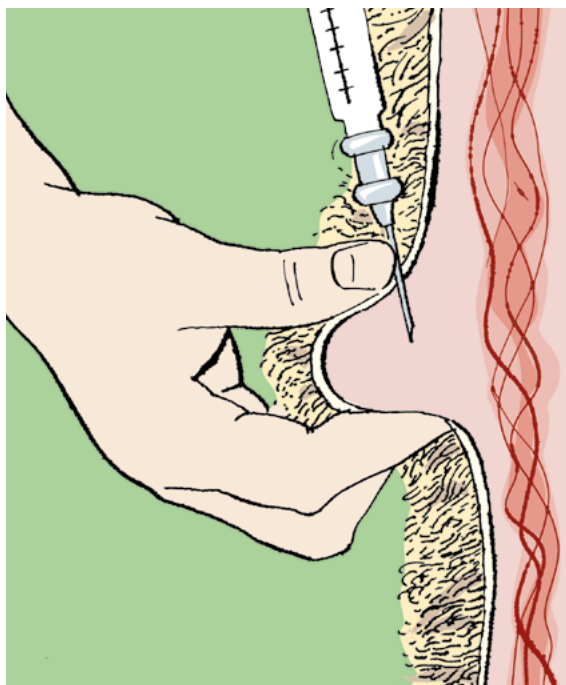
[Check product labels for full and final details](#)

Sheep treatment best practice



Subcutaneous injections

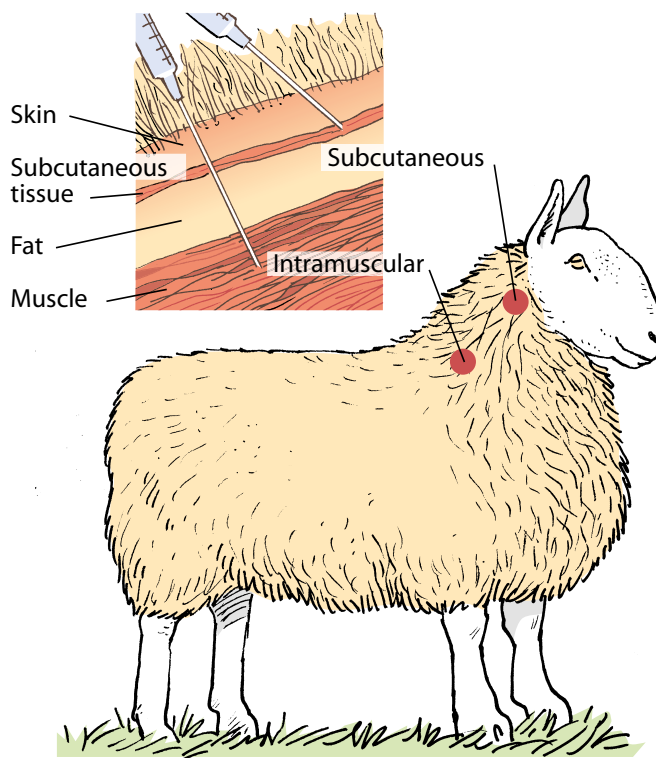
Subcutaneous injections need to be administered with care to ensure the product is placed under the skin and not into the fleece or muscle. The sheep needs to be well restrained and the skin 'tented' away from the underlying muscle. The preferred injection site is 10–15 cm (4–6 inches) below the ear on the side of the neck (see diagram below). Usually a 1.6 cm (5/8 inch) needle is ideal. After administration, the site should be gently massaged.



Intramuscular injections

Intramuscular injections are made into muscle. Again, care is needed to ensure the product is deposited in muscle and not just under the skin. This requires sheep to be well restrained. The correct site is on the side of the neck 10–15 cm (4–6 inches) in front of the shoulder in the mid-neck area, well above the large jugular vein. Insert a 2.5–4 cm (1–1½ inch) needle at a 60 degree angle to the neck, aiming inwards and upwards towards the head. Again, massage in after administration.

The neck site for intramuscular injections ensures no valuable cut of meat is damaged and the constant movement of the neck ensures good dispersion of the product.



Pour-ons and spot-ons



Pour-ons and spot-ons need to be applied accurately and each manufacturer may recommend subtle differences. Use appropriate and calibrated guns, always clean with warm soapy water and then rinse after use. Store in a safe dry place. When treating

sheep with these products, make sure they are applied along the back line. If placed to one side, the product will not spread evenly around the body. No pour-on or spot-on is effective against sheep scab.



Sheep product information compiled in association with **SCOPS**



Dosing



Weigh – do not guess

Underestimating the weight of sheep is a common cause of underdosing. Select and weigh the biggest sheep in the group to determine the correct dose. If there is a wide range of weights, consider splitting the group, then weigh the heaviest in each section. Do not forget to check that the weigh crate is accurate before starting!

Calibrate and maintain the drench gun

Always check the gun is delivering the right amount before you drench. Remove the plunger from a 10 ml syringe, put a thumb over the end and squirt the dose into it, making sure there are no air bubbles left.

Adjust the gun until the dose delivered is correct. Drenching guns should also be well maintained and replaced regularly. Clean with warm soapy water after use and check springs and tubes to make sure there are no kinks that will form air bubbles.



Drench correctly

The drenching technique is a vital part of ensuring that the wormer does its job effectively. Make sure the sheep are properly restrained and cannot leap around when they are being drenched so they swallow the whole amount. Sheep can also suffer serious injury, or even death, if they are unrestrained and the gun penetrates the tissues at the back of the mouth. Place a hand under the head and tilt slightly to the side.

Slot the nozzle in the gap between molar and incisor teeth and then over the back of the tongue. If the wormer is just put into the mouth, it will bypass the rumen as it escapes down the oesophageal groove and will be less effective. This is particularly important for white (BZ) drenches.



Withholding food

Research has shown that the efficacy of the white (BZ) and clear (AV) drenches can be improved by withholding food for 12–24 hours before treatment. It is not advised to deprive heavily pregnant ewes of food, so if you treat this class of stock with anthelmintics, you may wish to use yellow drenches (LV) because their efficacy is less dependent on rumen fill.

Storage

Wormers should be stored securely, away from direct sunlight at 4–25°C. Check the use-by date and, once open, use within the time shown on the packaging. Shake white (BZ) products well before use.

The product may be compromised by incorrect storage.

Dipping

For plunge dipping, it is essential to know the capacity of the bath. Use only the two closed systems to charge the bath and to top up. Always top up as per instructions, if not, the dip wash will strip out and later sheep will not carry enough ectoparasiticide for it to be effective. Do not dip tired, thirsty or heat-stressed sheep. Allow dipped sheep to drain in designated draining pens and do not return to pasture until excess dip has been shed. When dipping, use protective clothing, handle equipment carefully and stick to the manufacturer's instructions.

Plunge-dip products are not approved for use in shower or spray races and may be less effective compared with plunge dipping because the product may not reach all parts of the fleece in sufficient concentrations.



Wormer purchase checklist

Do you need to treat?

- Which animals are at risk?
- Have animals been grazing high-risk pastures?
- Have weather/grazing conditions increased the risks (e.g. wet conditions and liver fluke infection)?
- Has the risk been monitored, e.g. using Faecal Egg Counts (FECs)?
- Can management be used to reduce the risk and the need to treat (e.g. move lambs/calves to lower-risk grazing)?

Consult your vet or SQP for further advice when purchasing anthelmintics if you require clarification.

Product choice

What are the target parasites?

Treatments should be chosen according to the target parasites, the life-cycle stage, time of year and objective (curative or preventative). Use combination products only when the target parasites are present.

Avoid overuse of the same products

Consider alternative chemical groups, where possible, to reduce selection for resistance to one group.

Withdrawal periods

Consider withdrawal periods carefully when choosing a product.

Administer it effectively

Make sure you have the right equipment, it is properly calibrated and you know the correct dose rate for the weight of animal to be treated. Avoid underdosing or overdosing. Always follow the manufacturer's recommendations, store products correctly and do not use out-of-date product.

What pack size is required?

If a pack size is slightly less than required, leave one or two fit animals undosed; never underdose the whole group.

Do not mix wormers with any other product prior to administration.

Produced for you by:

AHDB
Stoneleigh Park
Kenilworth
Warwickshire
CV8 2TL

T 024 7669 2051
E comms@ahdb.org.uk
W ahdb.org.uk
@TheAHDB

If you no longer wish to receive this information, please email us on comms@ahdb.org.uk

All other trademarks, logos and brand names contained in this publication are the trademarks of their respective holders. No rights are granted without the prior written permission of the relevant owners.

While the Agriculture and Horticulture Development Board seeks to ensure that the information contained within this document is accurate at the time of printing, no warranty is given in respect thereof and, to the maximum extent permitted by law, the Agriculture and Horticulture Development Board accepts no liability for loss, damage or injury howsoever caused (including that caused by negligence) or suffered directly or indirectly in relation to information and opinions contained in or omitted from this document.

© Agriculture and Horticulture Development Board 2020. All rights reserved.

AHDB